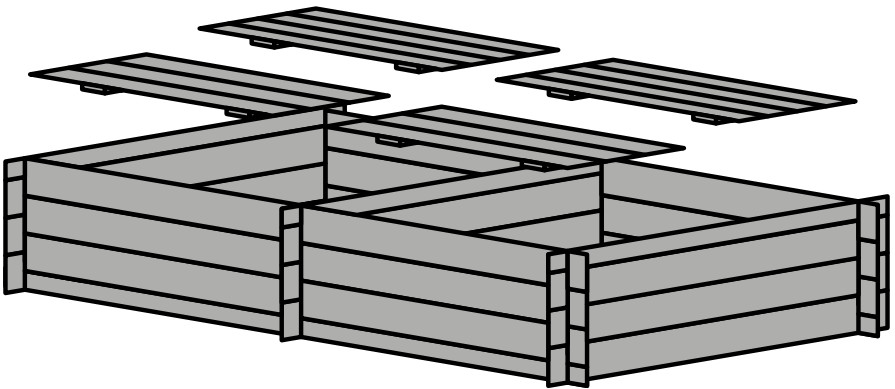




NOTICE DE MONTAGE

Composteur double

120 x 90 x 42 cm



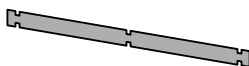
LE CONTENU

du colis

AVANT DE COMMENCER, VÉRIFIEZ LE BON
CONTENU DE VOTRE COLIS :



A 2 PIÈCES



C 6 PIÈCES



E 2 PIÈCES



B 9 PIÈCES



D 3 PIÈCES



F 2 PIÈCES

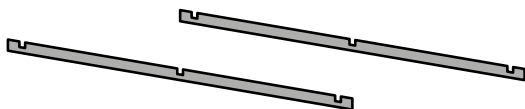
LE MONTAGE

du composteur double

ÉTAPE

1

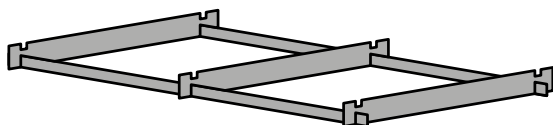
2 x A



ÉTAPE

2

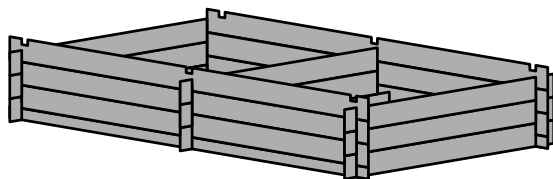
3 x B



ÉTAPE

3

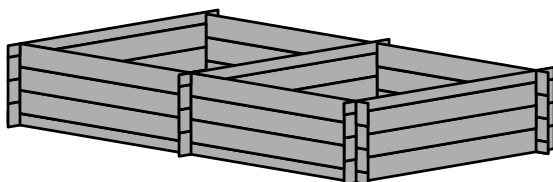
6 x C + 6 x B



ÉTAPE

4

3 x D



ÉTAPE

5

2 x E + 2 x F

